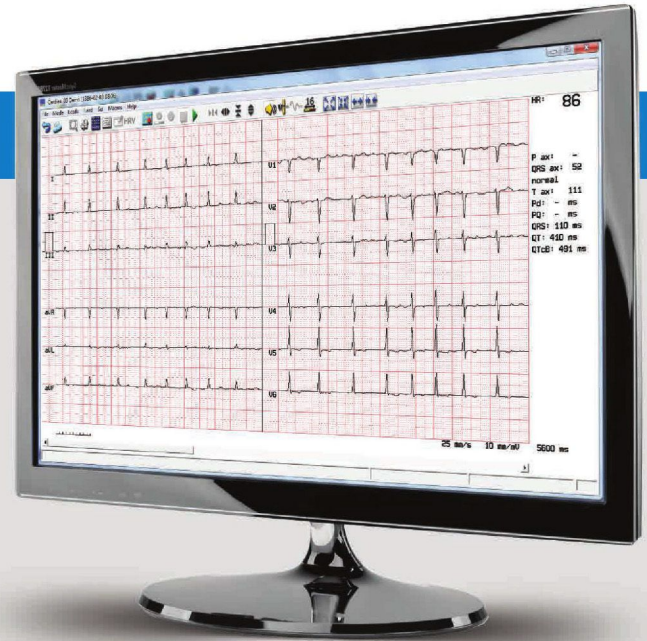


Innovative ECG Solution

DG 7000



CE₁₀₁₁

High Quality 12-Channel ECG Recorder with Smart Phone APP

Product Features

- 12 Channel ECG recorder (Frank, Extremal, Precordial, Nehb....)
- ECG monitoring
- Interval / continuous ECG storage
- Paperless working/ Electronic archiving
- ECG comparison
- ECG measurement and auto-interpretation
- Heart rate variability (HRV)
- Arrhythmia detection
- 2D/3D ECG-Vector
- ECG report transfer via internet
- PDF/GIF/XML/DICOM/HL7-HIS interface
- Network Printing
- User friendly Windows/Android/IOS software with full network function
- All evaluations and reports can be sent to PC/smartphone/tablet as real time ECG files

Stress Test

- High performance
- 12 lead real time analysis
- HRV evaluation
- ST and QT interval
- Full control of treadmills
- Network printing
- Touch screen
- ECG file transfer



Trolley ECG

- Portable
- Touch screen
- Network printing
- Ideal for hospitals and clinics
- High-tech design
- Comprehensive display and printout
- Environmentally friendly (Paperless)
- Wireless LAN operation environment
- Including All-in-One computer, trolley and battery



EMS ECG (Tele-Cardiology)

The Optimal 12-Lead ECG Management System to Facilitate EMS in Ambulance

- Record, monitor, and save 12-lead ECG
- Wireless technology eliminates the inconvenience of using cables
- Windows/Android/iOS software versions allow 12-lead viewing access from anywhere worldwide
- All patient records can be sent and received due to low files sizes
- Easily send 12 lead ECG recordings to several monitoring centers via 3G/4G mobile data
- Performs a preliminary analysis of the patient on his way to hospital
- Safe, cost effective and flexible for primary PCI services, hospitals and EMS



Performance Features

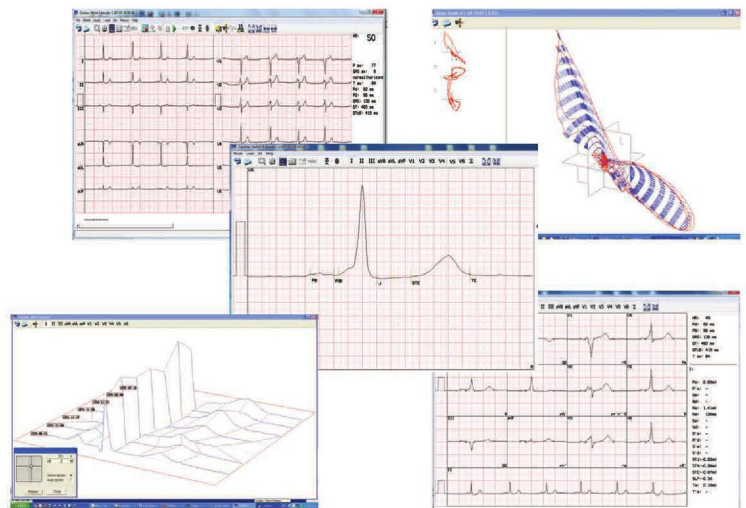
It is one of the most advanced ECG devices with high performance software. It is extremely easy to install and work with DG7000 computerized ECG system. It connects to USB port of PC through standard USB cable or via WiFi to laptop or smartphone (Android/IOS APP available).

The system provides high quality ECG without any noise or artifact due to the device high sampling rate (2000 Hz) and precise filtering algorithms. All patient data and ECG recordings are stored in the computer. ECG recordings can be printed onto normal A4 paper using ordinary printers.



Software

- ECG Monitoring
- 2D/3D ECG vector
- ECG documentation
- Heart rate variability (HRV)
- Interval /continuous ECG storage
- ECG comparison
- ECG measurement and interpretation
- Arrhythmia detection
- Auto Diagnosis
- Export formats: PDF, GIF, XML
- DICOM interoperability
- Easy interface to HIS



Smartphone and Tablet

Now you can use your Android smartphone or tablet as ECG Recorder. The physician can receive patient ECG records on tablet or smartphone.




Network

All the workstations on a local network can simultaneously use the program installed on the server, view and edit stored ECG reports. This helps the physician to provide more accurate and prompt diagnosis using DG7000 unique software features.



Models



Wifi and USB ECG
DG7000-W
DG7000-U



Trolley ECG
DG7000-T



Strees Test
DG7000-S



EMS ECG
DG7000-E

Technical Data

Sampling rate	2000 Hz per Channel
Input impedance	> 10 MOhm
Accuracy	0,05 μ V/bit
A/D Converter	24 Bit
Common mode rejection	> 120 dB
Polarization voltage	400 mV
Time constant	1,6 Sec.
Linearity error	< 0.5 %, < 1/2 LSB
Filter	524 Hz Low-pass (hardware) 50, 100, 200 Hz (adjustable) 60, 120 Hz (adjustable) 35 Hz Tremor filter (adjustable)
Leads	12 Standard / Frank / Nehb
Connection to PC	Wireless / USB
Power supply	+3,7 V LiPoly Accu (2000 mAh) +5 V (100 mA) via USB
ECG connection	15-pol Standard
Safety	IEC 601, BF-Type Safety Class II USB galvanically isolated
Defibrillation protection	Defibrillation protected 5 kV (max.1 kV/ μ sec)
Dimensions	131 x 73 x 25 mm
Weight	160 g



Dena Building, Farhang Shahr St., Shiraz, Iran
Tel : +98 71-91002930
Fax: +98 71-36302771
www.dgdena.com
info@dgdena.com

To know more:



Manufactured in Hungary