



The Painless Hemorrhoid Treatment System

IEH Models



An effective and economical method for both patient and physician

PRODUCT FEATURES

- Non-invasive method
- Fast and easy to use
- Without any pain
- Fast recovery
- No surgery involved
- Patients return to normal daily activities immediately
- Compact, portable unit can be used in any clinical setting
- No hospitalization



INTRODUCTION

Due to improper eating customs and old bowel movement methods, Hemorrhoid is one of the most usual digestive system diseases in the world. According to reliable reports, more than 70 % of the adults suffer from this disease during their life.

As biomedical engineering is growing very fast and new methods are being invented, patients do not have to worry about pain and recurrence of the disease.

Nowadays most of the patients look for more simple methods to cure hemorrhoid, so that the treatment causes less inconvenience and cost, and the patient tolerates less pain.

Hemorapy has performed all these and can cure Hemorrhoid using electrotherapy method without any pain.

The curing effect of this device is stupendous and positive therapy results for curing Grades I to III have been proved.

TECHNOLOGY AND OPERATING METHOD

This device uses Direct Current Electrotherapy technology.

Hemorapy device uses very low electricity current and causes a chemical reaction in the Hemorrhoid tissue so that the turgid tissue assimilates in a short time, around 10 to 14 days.

EFFECTIVE TREATMENT

- The effectiveness of this method has been proved in thousands of cases.
- Effective in curing different grades of hemorrhoid, mixed hemorrhoids and hemorrhoids associated chronic anal fissures.
- All treated hemorrhoids become completely asymptomatic during 10-14 days after treatment.
- Leaves no visible ulceration or scarring.

PRIVILEGES OF USING THIS METHOD

For Governmental Hospitals and Clinics

- Widespread patient coverage
- Easy management, low treatment risk and no need to be bedridden
- Less expenses in comparison with other methods
- No need for services and expensive single use accessories

For Physicians

- Safe
- 95% to 98.5% of effectiveness (no complaint reported in over 70,000 cases)
- Useable for all physicians
- Fast return of capital

For Patients

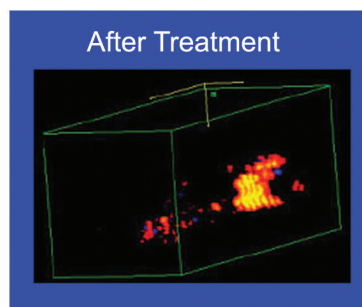
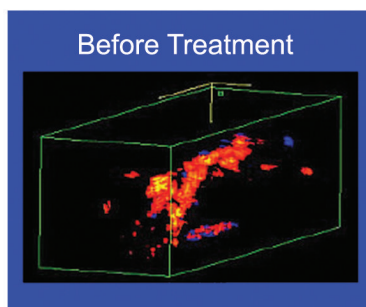
- Fast and well tolerated procedure
- Immediate return to normal activities
- Fast recovery, no need for post treatment observation
- Low expenses
- No post-op painful complications

WHY HEMORAPY DEVICE HAS A FAST PROMOTION?

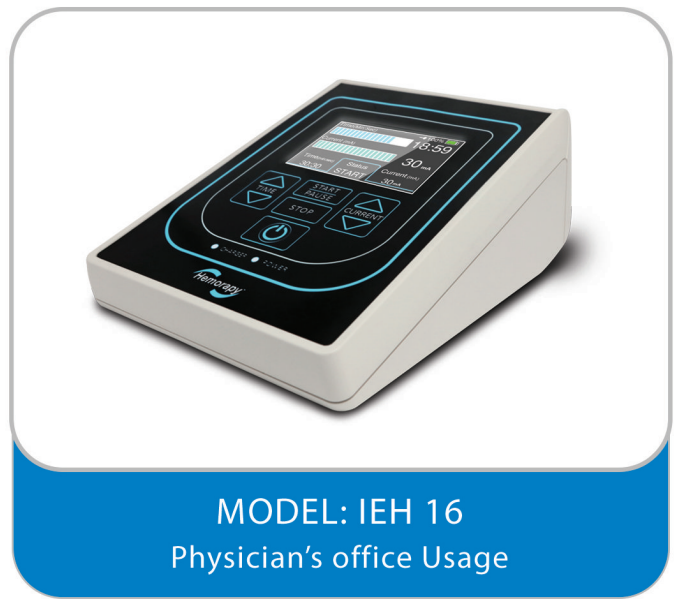
- In usual surgery, patients need to be hospitalized and tolerate much pain after the surgery. Patients should also pay high expenses.
- The chance of disease's relapse would be very low.
- Infection after treatment using Hemorapy is approximately zero; while in other methods infection is more probable.
- Patients restart normal life right after the treatment is performed.
- Patients require no special observation after the treatment.
- The method is really economical.
- Treatment steps are tolerable for patients.
- No sign of scrape or wound will appear on the skin or Phlegm (mucus)
- Effective in curing various grades of Hemorrhoid.

INSTRUCTIONS FOR USE

- First, complete a digital and anoscopic colorectal examination. Identify and notate all hemorrhoids and their severity.
- Insert sterile, single-use probe into anoscope and then insert the tip into hemorrhoid segment.
- Increase electric current using keys on the handle.
- Increase milliamps slowly until hemorrhoid segment begins to change color or the "popping" sounds have ceased.
- Once treatment is completed, gradually decrease current flow to zero. Make sure that the unit has been shut off by pressing both up and down arrow buttons, simultaneously. Complete follow-up patient examination within 10 to 14 days.



Blood Vessels - 3D Sono



COMPARISON

Comparison Of Therapeutic Effects With Other Therapies

Rubber Band Ligation (RBL)	Hemorrhoidectomy	Staple (PPH)	Laser (IRC)	Hemorapy
Applicable Grades: I, II, some III	Applicable Grades III and IV	Applicable Grades: I, II, and some III	Applicable Grades I and II	Applicable Grades: I, II, III and some IV
<p>Advantages:</p> <ul style="list-style-type: none"> -Most common procedure today -Repeating the treatment is rarely needed -One of the least expensive/most effective treatments <p>Disadvantages</p> <ul style="list-style-type: none"> -Local pain (sometimes severe) -Severe pain during bowel movements -Hemorrhage (rarely massive) -Recurrence rates as high as 32% -Thrombosis (blood clot) -Mucosal ulcer -Priapism -Urinary retention -Questionable efficacy on grades 3 and 4 -Bleeding from the anus -Complications can include perianal sepsis 	<p>Advantages:</p> <ul style="list-style-type: none"> -Currently considered the most effective procedure for removing large Grade IV hemorrhoids -Less chance of recurrence -High physician reimbursement <p>Disadvantages</p> <ul style="list-style-type: none"> -Bleeding -Recurrence -Urinary retention -Urinary tract Infections -Fecal impaction -Costly \$12K-15K+ per procedure -Requires hospital stay of 2-5 days if no complication -Extended recovery time of 20-50 days, if no complications -Patient frequently convalesces for an additional 2-3 weeks -Complication can include sepsis 	<p>Advantages:</p> <ul style="list-style-type: none"> -less chance of recurrence -High physician reimbursement -Over other surgical procedures: -Patients experience less pain / quicker return <p>Disadvantages</p> <ul style="list-style-type: none"> -Associated postoperative pain -Bleeding & abscess formation may occur -Thrombosis -Recurrence -Rectal perforation -Fecal peritonitis -Questionable efficacy on Grades III and IV -Anesthesia required -Average of 8-17 days of recovery -Complications: <ul style="list-style-type: none"> -Urinary Retention and UTI -Constipation -Fecal Incontinence -Mucosal Prolapse -Complications can include sepsis 	<p>Advantages:</p> <ul style="list-style-type: none"> -Outpatient procedure -Short treatment time (Approximately 2 minutes) <p>Disadvantages</p> <ul style="list-style-type: none"> -Pain and bleeding after the procedure. -Possible urinary retention -Possible laser burns or colon perforation -Possible infections and sepsis -Frequently requires multiple treatments 	<p>Advantages:</p> <ul style="list-style-type: none"> -Outpatient/done in office -Natural chemical reaction through microelectric current -Non-invasive -Non-surgical -Painless -No anesthesia -No post procedure care -Immediate recovery -No scabbing -No bleeding -Easy application -No bowel prep -Economic -Excellent reimbursement -Safe (no reported complications in more than 70,000 applications) -No increase in malpractice premiums <p>Disadvantages</p> <p>Treatments partially depends on technician skill</p>



No 97, 3rd Floor, Mollasadra Build., Mollasadra Ave., Shiraz, IRAN
Tel: +9871 36473173
Fax: +9871 36473613
www.dgdena.com info@dgdena.com

To know more:

